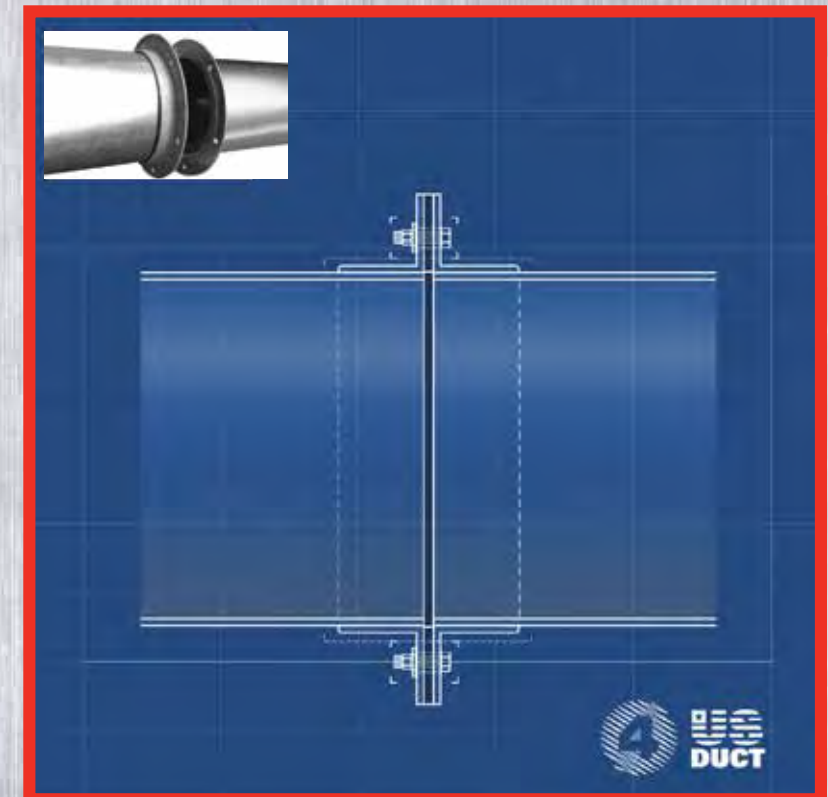
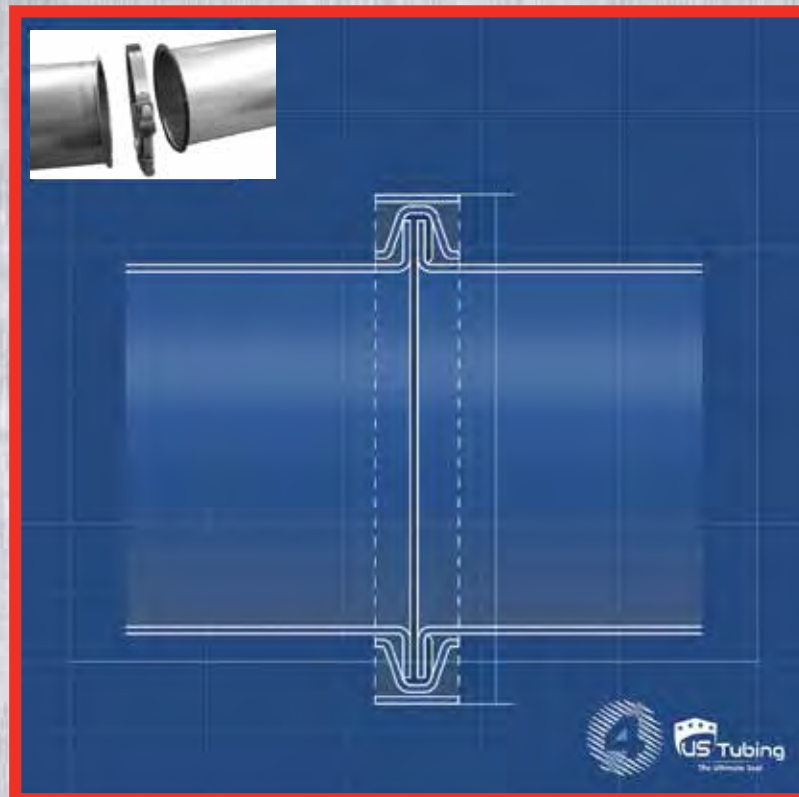
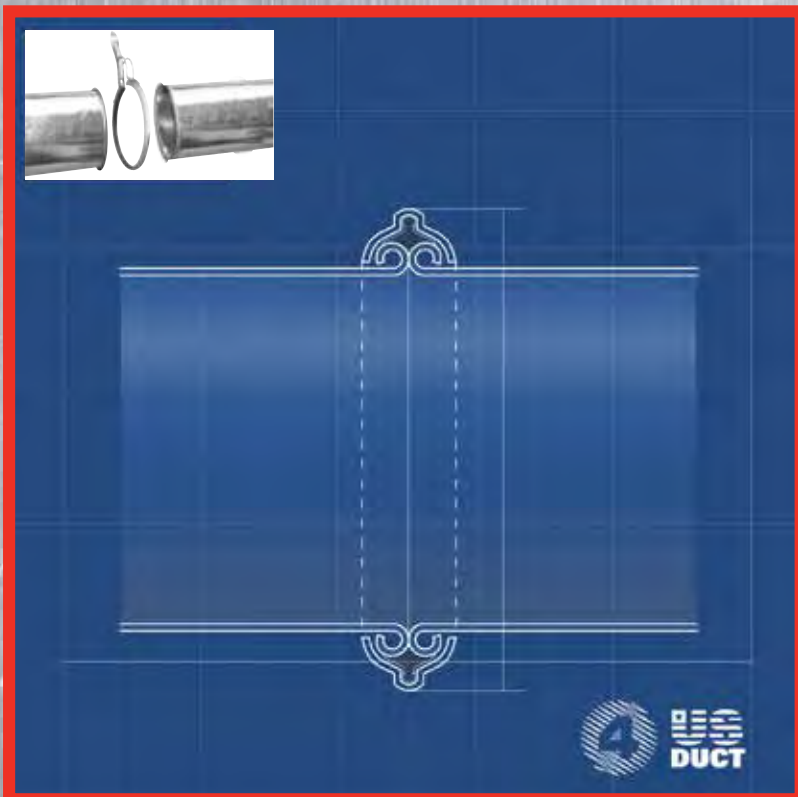


NO MATTER WHAT DUCT YOU NEED

CLAMP TOGETHER ROLLED LIP DUCT

AIRTIGHT CLAMP-CONNECT US TUBING

FLANGE AND GASKET CONNECT



Fastest Connection – Tight Seal

Fast Connection – Tightest Seal

Slow Connection - Tight Seal for Large Diameters

FRACTIONAL CONVERSIONS to DECIMAL and MILLIMETERS

Fractions	Decimal	Millimeters
1/64	.0156	0.396
1/32	.0312	0.793
3/64	.0468	1.190
1/16	.0625	1.587
5/64	.0781	1.984
3/32	.0937	2.381
7/64	.1093	2.778
1/8	.125	3.175
9/64	.1406	3.571
5/32	.1562	3.968
11/64	.1718	4.365
3/16	.1875	4.762
13/64	.2031	5.159
7/32	.2187	5.556
15/64	.2343	5.953
1/4	.250	6.350
17/64	.2656	6.746
9/32	.2812	7.143
19/64	.2968	7.540
5/16	.3125	7.937
21/64	.3281	8.334
11/32	.3437	8.731
23/64	.3593	9.128
3/8	.375	9.525
25/64	.3906	9.921
13/32	.4062	10.318
27/64	.4218	10.715
7/16	.4375	11.112
29/64	.4531	11.509
15/32	.4687	11.906
31/64	.4843	12.303
1/2	.500	12.700
33/64	.5156	13.096
17/32	.5312	13.493
35/64	.5468	13.890
9/16	.5625	14.287
37/64	.5781	14.684
19/32	.5937	15.081
39/64	.6093	15.478
5/8	.625	15.875
41/64	.6406	16.271
21/32	.6562	16.668
43/64	.6718	17.065
11/16	.6875	17.462
45/64	.7031	17.859
23/32	.7187	18.256
47/64	.7343	18.653
3/4	.750	19.050
49/64	.7656	19.446
25/32	.7812	19.843
51/64	.7968	20.240
13/16	.8125	20.637
53/64	.8281	21.034
27/32	.8437	21.431
55/64	.8593	21.828
7/8	.875	22.225
57/64	.8906	22.621
29/32	.9062	23.018
59/64	.9218	23.415
15/16	.9375	23.812
61/64	.9531	24.209
31/32	.9687	24.606
63/64	.9843	25.003
1	1.000	25.400

AIR VOLUME VELOCITY TABLE in CFM

Pipe Diameter in Inches	Pipe Area in Inches Squared	Pipe Area in Feet Squared	3000'/min .56" Pv	3500'/min .76" Pv	4000'/min 1.0" Pv	4500'/min 1.26" Pv	5000'/min 1.56" Pv	6000'/min 2.24" Pv	7000'/min 3.06" Pv
2	3.142	.022	66	77	88	99	110	132	154
3	7.060	.049	147	172	196	221	245	294	343
4	12.57	.087	261	305	348	392	435	522	609
5	19.63	.136	408	476	544	612	680	816	952
6	28.3	.196	588	686	784	882	980	1176	1372
7	38.48	.267	801	935	1068	1202	1335	1602	1869
8	50.27	.349	1047	1222	1396	1571	1745	2094	2443
9	63.62	.442	1326	1547	1768	1989	2210	2652	3094
10	78.54	.545	1635	1908	2180	2453	2725	3270	3815
11	95.03	.660	1980	2310	2640	2970	3300	3960	4620
12	113.1	.785	2355	2748	3140	3533	3925	4710	5495
13	132.7	.922	2766	3227	3688	4149	4610	5532	6454
14	153.9	1.07	3210	3745	4280	4815	5350	6420	7490
15	176.7	1.23	3690	4305	4920	5535	6150	7380	8610
16	201.0	1.40	4200	4900	5600	6300	7000	8400	9800
17	227.0	1.58	4740	5530	6320	7110	7900	9480	11060
18	254.7	1.77	5310	6195	7080	7965	8850	10620	12390
19	283.5	1.97	5910	6895	7880	8865	9850	11820	13790
20	314.2	2.18	6540	7630	8720	9810	10900	13080	15260
21	346.3	2.40	7200	8400	9600	10800	12000	14400	16800
22	380.1	2.64	7920	9240	10560	11880	13200	15840	18480
23	415.5	2.88	8640	10080	11520	12960	14400	17280	20160
24	452.4	3.14	9420	10990	12560	14130	15700	18840	21980
25	490.9	3.41	10230	11935	13640	15345	17050	20460	23870
26	530.9	3.69	11070	12915	14760	16605	18450	22140	25830
27	572.5	3.98	11940	13930	15920	17910	19900	23880	27860
28	615.7	4.28	12840	14980	17120	19260	21400	25680	29960
29	660.5	4.59	13770	16065	18360	20655	22950	27540	32130
30	706.8	4.91	14730	17185	19640	22095	24550	29460	34370
31	754.7	5.24	15720	18340	20960	23580	26200	31440	36680
32	804.2	5.58	16740	19530	22320	25110	27900	33480	39060
33	855.3	5.94	17820	20790	23760	26730	29700	35640	41580
34	907.9	6.30	18900	22050	25200	28350	31500	37800	44100
35	962.1	6.68	20040	23380	26720	30060	33400	40080	46760
36	1017.8	7.07	21210	24745	28280	31815	35350	42420	49490
38	1134.1	7.88	23640	27580	31520	35460	39400	47280	55160
40	1256.6	8.73	26190	30555	34920	39285	43650	52380	61110
42	1385.4	9.62	28860	33670	38480	43290	48100	57720	67340
44	1520.5	10.60	31800	37100	42400	49676	53000	63600	74200
46	1661.9	11.54	34620	40390	46160	51930	57700	69240	80780
48	1809.5	12.51	37530	43785	50040	56295	62550	75060	87570

AREA and CIRCUMFERENCE of CIRCLES

Diameter in Inches	Area in Square Feet	Circumference in Inches
4	.087	12 5/8
5	.136	15 3/4
6	.196	18 7/8
7	.267	22
8	.349	25 1/8
9	.441	28 1/4
10	.545	31 1/2
11	.660	34 5/8
12	.785	37 3/4
13	.921	40 7/8
14	1.069	44
15	1.227	47 1/8
16	1.396	50 1/3
17	1.576	53 3/8
18	1.767	56 5/8
19	1.969	59 3/4
20	2.182	62 7/8
21	2.405	66
22	2.640	69 1/8
23	2.885	72 1/4
24	3.142	75 3/8
25	3.409	78 1/2
26	3.687	81 3/4
27	3.976	84 7/8
28	4.276	88
29	4.587	91 1/8
30	4.909	94 1/4
31	5.241	97 3/8
32	5.585	100 1/2
33	5.940	103 3/4
34	6.305	106 7/8
35	6.611	110
36	7.069	113 1/8
37	7.467	116 1/4
38	7.876	119 3/8
39	8.296	122 1/2
40	8.727	125 5/8
41	9.168	128 7/8
42	9.621	132
43	10.08	135 1/8
44	10.56	138 1/4
45	11.04	141 3/8
46	11.54	144 1/2
47	12.05	147 5/8
48	12.57	150 3/4
49	13.10	154
50	13.64	157 1/8
51	14.19	160 1/4
52	14.75	163 3/8
53	15.32	166 1/2
54	15.90	169 5/8

GALVANIZED SHEET GAUGES to THICKNESS

Gauge Number	Inches	Weight/Sq Foot
24	.0276	1.1563
22	.0336	1.4063
20	.0396	1.6563
18	.0516	2.1563
16	.0635	2.6563
14	.0785	3.2813
12	.1084	4.5313
11	.1233	5.1563
10	.1382	5.7813

CARBON SHEET GAUGES to USS or MANUFACTURERS' GAUGE THICKNESS

Gauge Number	Inches	Weight/Sq Foot
24	.0239	1.000
22	.0299	1.250
20	.0359	1.500
18	.0478	2.000
16	.0598	2.500
14	.0747	3.125
12	.1046	4.375
11	.1196	5.000
10	.1345	5.625
7	.1793	7.500
3/16	.1875	7.650
1/4	.2500	10.200
5/16	.3175	12.500
3/8	.3750	15.300
1/2	.5000	20.400

US STANDARD GAUGE for STEEL DUCT

Diameter of Straight Duct	Non-Abrasive Class I	Medium Abrasive Class II	Highly Abrasive Class III
Up to 8"	24	22	20
Over 8" to 18"	22	20	18
Over 18" to 30"	20	18	16
Over 30"	28	16	14

