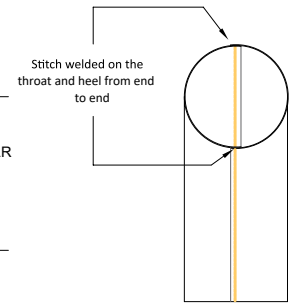
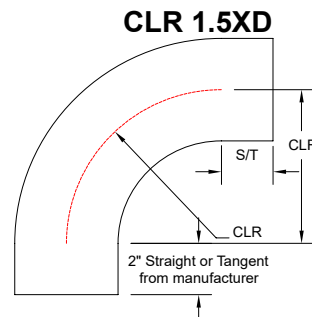
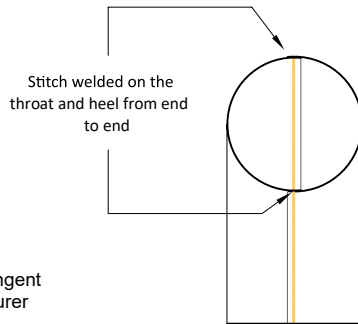
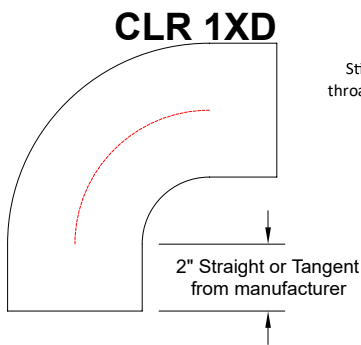




Elbows Stitch-Welded

- Available in 3" - 10" and 12", in 30, 45, 60, and 90 degrees
- Galvanized only
- Standard 22 gauge
- Fixed radii of 1xD or 1.5xD
- Fitted with rolled lip ends or flanges



CLR (Center Line Radius) the center point of the elbow

Elbows-Stitch Welded			
Size	CLR		Gauge
	1x	1.5x	
3	SWS	SWS	22
4	SWS	SWS	22
5	SWS	SWS	22
6	SWS	SWS	22
7	SWS	SWS	22
8	SWS	SWS	22
9	NA	SWS	22
10	SWS	SWS	22
12	NA	SWS	22
SWS	Stitch Welded Seam		Seam construction
NA	Not Available.		

Exhibit A: Rolled Lip adds 2" more and Angle Flange adds 2" US Tubing ends add 2 ¼